

THE
Magnolia
NEWS

NEWS OF INTEREST TO THE RESIDENTS OF MAGNOLIA POINT

VOLUME 7 • ISSUE 6

JUNE 2026



2026
WINNER CHARLIE AWARD
 Association/Non Profit
Best Overall: Magazine

WINNER CHARLIE AWARD
 Association/Non Profit
Best Overall: Design



End of An Era

We say 'bye to the Ladies 9 Hole league on **page 15**; but you may not know that they've donated the balance of their league funds to Clay High Golf! **Thanks, ladies!**

First up, however, 'MPCA Reports' takes a new approach starting this month, with year-to-date summaries of each report. We hope to make it easier to appreciate each committee's progress, **pages 4-7**. Then, new this month is 'The Potting Bench', hands-on advice on the plants best for our hardiness zone, and features that we think will be of interest, **pages 9-11**. **And let us know if you have an idea!**

2025

FIRST PLACE
 BEST USE PHOTOS
 National Newspaper Foundation

SECOND PLACE
NUSA
 COMMUNITY NEWSLETTER
 Neighborhoods USA

'Tool Talk': these cutters make short and *very easy* work of those trimming projects, on **page 12**.



'Skid Marks', is this a thing? They're everywhere, if you know where to look! Start on **page 28**.



TOONS

Crash test dummies! Compression sock-puppets! *Oh, the humanity!* The 'silly' is back by demand, **page 18!**



From right out of the Wayback Machine, 'I Am Joe's Recliner', **page 30**.

So many *Mayports*, so little time! We help you beat the bell with our 'Quik Shrimp Succotash' on **pages 21-22**.



More 'Curb Drop' and 'Pond Views' to help y'all see, and be seen!



Then, we pair it with the 'Coastal Cooler', to chill those steamy early evenings 'Après le dîner', that is, to 'pair' or 'wash 'er down'! **Page 23**.

Our loveable swamp-buddy Nute helps sift through all that mystery surrounding clubs, **pages 25-26**.



THE MAGNOLIA NEWS
 Editor - Dave Petraglia
 davepetraglia@gmail.com

COPY EDITOR - JANET SCHAEFFLER
 GUEST PHOTOGRAPHER - BECKY HINSON
 Front Cover: 'Gully', Editor; Back: Becky

MAGNOLIAresidents.com

The Magnolia News does not accept political, social commentary, or opinion pieces for publication.



EXTRA!

VOLUME 7 ISSUE 6

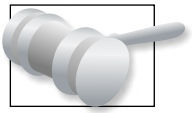
"BREAKING NEWS FROM BEHIND THE HEDGES"

JUNE 2026



RED #4 FAIRWAY





MPCA REPORTS



ACCESS CONTROL

Chair: Chuck Cox

Accomplishments:

The ACC has been incredibly busy upgrading and repairing our infrastructure. A major win was the completion of the guard house repairs, which included mold remediation, HVAC duct replacement, and new drywall, siding, and paint by April. The committee successfully upgraded the rear gate by replacing aging equipment, installing new photobeams, upgrading the equipment box, replacing the emergency Knox Box, and installing new, synchronized barrier arms to alleviate tailgating. The rear metal gates were also entirely removed, refurbished, and repainted. To protect our investments, a CMCE lightning suppressor system was successfully installed at the rear gate.

Challenges & Bottlenecks:

The community continues to face the relentless challenge of vehicles damaging the gate equipment, mostly at the rear entry. The ACC has billed over \$16,200 for damages year-to-date, though collections remain an ongoing effort, with only about half of that amount recovered. Another major bottleneck has been the Board's hesitation on RFID implementation. The ACC submitted their initial recommendation in October 2025, but the Board continuously deferred the final vote from January all the way through May. Furthermore, as equipment ages, unexpected failures are popping up; in April, technicians discovered that the gear boxes in all four metal gate operators were leaking oil due to blown seals. Intermittent issues with the TekWave system and reader boards have also caused headaches, occasionally requiring manual resets.

Shifts in Priorities & Strategy Changes:

The most glaring reversal revolves around the funding strategy for the new RFID access system. In February, the ACC recommended that to save the HOA 20,000–30,000, residents should foot the bill for their own RFID stickers. However, following pushback from those who felt they shouldn't have to pay again after already purchasing remotes, the strategy reversed. By May, the ACC requested the HOA absorb the cost, asking for 25,000 to cover the RFID as part of a \$52,500 total implementation package. Additionally, the road-widening project at the front gate forced an unpredicted shift: the old in-pavement loops had to be abandoned and replaced with Optex virtual loops, requiring temporary speed bumps for wiring and brand new underground conduit.

Action Items by Month:

- January: Motion to request \$14,100 for the procurement and installation of a CMCE lightning suppressor at the rear gate.
- February: Motions to update the Remote Access Policy and to approve NTE \$17,000 for RFID hardware installation. Motion for Rear Gate Improvements (NTE \$56,300) including new barrier operators, photobeams, and a new equipment box.
- March: No new motions; awaited Board decisions on RFID and Remote Access Policy updates.
- April: Unplanned expenditure motions including NTE \$2,300 for virtual loops, NTE \$1,700 for re-wiring the front gate, and a \$1,000 increase to the rear metal gate refurbishment budget (to \$6,000).
- May: Motion to replace leaking gear boxes on metal gates (NTE \$5,160). Final push to approve the "Gate Access Credential Policy" and RFID implementation funding (NTE \$52,500).

5 reports submitted, of 5 year to date.



ARCHITECTURAL REVIEW

Chair: William M. (Wally) Bransford

Accomplishments:

The ARC is the quiet engine keeping our community looking sharp. Year-to-date, the committee expertly processed nearly 80 homeowner requests, covering everything from roof replacements and tree removals to new pool enclosures, driveways, and fences. They have been highly efficient, regularly turning around reviews so residents can secure city permits. Ongoing

Challenges & Bottlenecks:

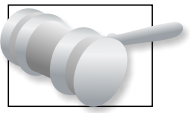
The primary challenge facing the ARC is leadership transition. Chairman Wally Bransford noted his intention to resign and the urgent need to find a replacement to take over the committee.

Shifts in Priorities & Strategy Changes:

A major shift in strategy was forced upon the committee by the Florida Legislature. Recent changes to Florida Statute 720 stripped the HOA of its authority to prohibit storage buildings (sheds) as long as they cannot be easily seen from adjacent properties, streets, or common areas like the golf course. This reversed a long-standing MPCA guideline prohibiting "separate structures," meaning the ARC must now approve these

Continued





MPCPA REPORTS



VOLUME 7 ISSUE 6

- SOURCE: magpt.org • SUMMARIES BY EDITOR -

JUNE 2026

sheds while relying on City of Green Cove Springs codes to regulate their size and anchoring.

Action Items by Month:

- January: No formal motions. Requested MPI to remove a severely trimmed tree trunk on the golf course.
- February: No formal motions.
- March: No formal motions.
- April: No formal motions.
- May: No formal motions. Informal recommendation to find a replacement for the outgoing chairman.

5 reports submitted, of 5 year to date.

from the website platform and housing it externally via Constant Contact for enhanced security and survey capabilities.

Action Items by Month:

- January: Motion to approve the website proposal to initiate the build.
- February: No formal motions.
- March: No formal motions. Informal recommendation to establish guidelines for record retention.
- April: Motion to fund the new community newsletter from May to December 2026 in the amount of \$2,050.
- May: The newsletter has been launched. We are awaiting Board approval for three new committee volunteers.

5 reports submitted, of 5 year to date.



COMMUNICATIONS

Chair: Joanne LaBeouf

Accomplishments:

We have been working diligently behind the scenes to revamp how our neighborhood shares information. Their biggest accomplishment is the launch of a brand-new website that features a search option and better analytics. To secure our resident data, we successfully moved the community database to Constant Contact. The committee also created a licensed logo for MPCPA ownership, developed a website user guide, and secured an independent publisher, Sandy Weber of Key 3 Creative, to launch our very own community newsletter.

Ongoing Challenges & Bottlenecks:

The major bottleneck has been the sheer volume of administrative work required to migrate to the new website. The committee has had to review and rename over 2,000 documents to ensure the new search function recognizes them. Additionally, we have experienced slight delays waiting for Board approval on standardizing documents like the Community Handbook and the Welcome Letter. The committee is also actively seeking volunteers to help carry the workload.

Shifts in Priorities & Strategy Changes:

In January, the Board requested that MPCPA pursue its own independent newsletter, marking a strategic shift away from relying solely on website announcements or standard emails. The committee also shifted their member database strategy by purposely removing it



COMMUNITY LIAISON

Chair: Monty Murphy

EDITOR

Accomplishments:

The committee facilitated meetings between the HOA Board and MPI (Magnolia Point Golf and Country Club) to review issues regarding the current Use Agreement. They also successfully completed the Annual Club Facilities Inspection during the month of April.

Ongoing Challenges & Bottlenecks:

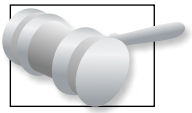
The Club is presenting severe bottlenecks. The committee highlighted the ongoing, unresolved issue of the failing bulkhead on Red Nine Hole #3. The bulkhead started falling apart over three years ago; despite MPI making some repairs in 2025, a recent clear photo prompted the committee to schedule an on-site inspection due to continued deterioration. Furthermore, MPI has shown reluctance to provide a Certified Profit & Loss statement to the HOA.

Shifts in Priorities & Strategy Changes:

The committee's strategic priority has shifted to a "hold pattern." Both the HOA and MPI have presented legal opinions regarding the length and end of the Use Agreement, but these legal opinions are completely contradictory and share no common ground. As a result, the committee has effectively abandoned pursuing new collaborative initiatives until a final legal resolution is achieved.

Continued





MPCA REPORTS



VOLUME 7 ISSUE 6

- SOURCE: magpt.org • SUMMARIES BY EDITOR -

JUNE 2026

Action Items by Month:

- January: No formal motions. The Board was expected to discuss next actions regarding the MPI Use Agreement based on the differing legal opinions.
- April: No formal motions. Planned an on-site inspection of the failing bulkhead.

2 reports submitted, of 5 year to date.

LANDSCAPE & IRRIGATION

Chairs: Cindy Francisco

Accomplishments:



Our community grounds require constant love, and L&I delivered. They coordinated the vinyl wrapping of large utility boxes. They mapped and pruned approximately 80 community crepe myrtles. They successfully removed two Magnolia trees that were in the way of the road-widening

project and completed mulching and azalea planting at various gates and medians. The new blue-tooth irrigation system has also been working well.

Ongoing Challenges & Bottlenecks:

The weather has been the committee's worst enemy. Unseasonably severe cold snaps in January and February caused significant plant die-back (like the blue daze). Then, the weather violently flipped to an extended drought, pushing the community into a Phase II Severe Water Shortage which restricted watering to once a week, delaying many planned spring planting projects. Furthermore, the road widening at the front entrance severely damaged architectural lighting and tapped into unknown irrigation lines, causing leaks and water outages. Aging infrastructure, limited historical documentation of utility lines, and a broken pond refill pump at the entrance are continuous headaches.

Shifts in Priorities & Strategy Changes:

Due to the brutal freeze, the committee had to shift funds and focus away from new enhancements to simply cleaning out dead plant material and requesting funds for freeze restoration. The committee also experienced a temporary reversal in January when their request for mulching funds was tabled by the Board until the gatehouse renovations were complete. Additionally, they recognized that the center median irrigation zone is too large and inefficient, requiring a strategy change to split it into two separate zones.

Continued

Action Items by Month:

- January: Motions to approve NTE \$1,800 for tree removal, NTE \$2,950 for mulching (temporarily tabled), and NTE \$1,500 for spring planting.
- February: Request NTE \$3,500 total (\$2,500 for crepe myrtle pruning, \$1,000 for azaleas and pittosporum).
- March/April: Multiple funding requests totaling NTE \$12,531, including replacing the center median irrigation zone (\$3,150), upgrading an entrance zone (\$826), repairing the pond pump (\$4,065), median mulching (\$2,990), and freeze damage restoration (\$1,500).

4 reports submitted, of 5 year to date.



ROADWAYS, DRAINAGE & WATERWAYS

Chair: Unassigned

Accomplishments:

EDITOR

The RDW committee managed extensive, heavy-duty infrastructure projects. They successfully resolved swale drainage at 1742 Muirfield Drive and a massive drainage failure at 3686 Winged Foot Circle by directing stormwater to a newer system. When a sinkhole appeared near Shinnecock on the golf course due to a broken 30" HDPE pipe and a leaning storm box, RDW contracted HEB to install a new precast box. Furthermore, the massive entryway widening project finally broke ground, and opportunistic asphalt patching was completed on priority streets using leftover materials from a contractor.

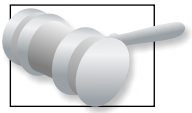
Ongoing Challenges & Bottlenecks:

Sinkholes and collapsing pipes are a major, expensive challenge. The collapse of a 15" deep HDPE pipe at 3642 Oglebay Drive created a large sinkhole that is incredibly difficult to fix because the pipe ends in a lake. Repairing it requires two contractors, lowering the pond water level, and inserting a custom fiberglass liner, which has caused scheduling bottlenecks as they await the custom materials. Unusually cold weather also delayed concrete work.

Shifts in Priorities & Strategy Changes:

The entryway widening project faced a notable strategic reversal. Four years ago, the committee was told by the city and county that the project required no permitting. However, to execute it efficiently now, the committee completely changed the design, opting to





MPCA REPORTS



widen the entry from the inside rather than the outside, removing the small island, and utilizing Miami Curbing and plastic bollards. Also, the committee is shifting its future strategy toward modernizing their tracking; they spent hours touring Marsh Landing and Saw Grass to learn how to use CAD-driven maps for tracking storm water system repairs.

Action Items by Month:

- February: Motion to approve the modified entryway design and accept bid of \$75,116. Approval of the HEB emergency invoice for the Shinnecock sinkhole repair.
- April: Future plan to prioritize crack filling and roadway patching in the upcoming months.

2 reports submitted, of 5 year to date.

- February: Imposed fines on three residents who ignored notices, but opted to keep the fines below the maximum amount because the violations were relatively minor.
- March: No hearings required as no violations met the required level.
- April: Hearing resulted in one dismissal (compliance met) and one violation held in abeyance due to the drought.

4 reports submitted, of 5 year to date.



RULES ENFORCEMENT

Chair: Larry Francisco

Accomplishments:

The REC has done an excellent job staying on top of community standards. They closed an impressive 354 violations in January alone, 57 in February, and 31 in March. Throughout the year, General Maintenance and Landscape Maintenance continuously accounted for the vast majority of violations (often making up over 70% of issues combined).

Ongoing Challenges & Bottlenecks:

We frequently struggle with resident apathy; at a February hearing for three violations, none of the residents involved showed up or even bothered to reply to their notices. Additionally, there is a minor bottleneck in getting "No parking on the grass" signs installed because they are awaiting fence posts and a vendor to erect them.

Shifts in Priorities & Strategy Changes:

The most significant shift for the REC has been adapting their enforcement to environmental conditions. Due to the Phase II Severe Water Shortage and extended drought, the committee made a strategic reversal to practice leniency. At an April hearing, they specifically held a violation for dead lawn spots in abeyance, giving the resident a reasonable opportunity to fix the damage once conditions improved.

Action Items by Month:

- January: REC hearing upheld two fines, deferred one to allow a homeowner to repaint, and dismissed one due to an error.



STRATEGIC PLANNING

Chair: Ann Sims

Accomplishments:

The SPC has been looking toward the horizon, tackling two massive documents.

They successfully drafted a high-level, 5-year Strategic Plan for the community.

Concurrently, they drafted a Contingency Plan for Club Continuity, which outlines actions the Board could take to mitigate the loss of access to the Club and its amenities should the legal agreement fail.

EDITOR

Ongoing Challenges & Bottlenecks:

A minor bottleneck occurred with the roll-out of our work. The 5-year Strategic Plan was submitted to the Board on February 5, but by March 4, the Board still had not posted it for residents to review and comment. Navigating the uncertain future of the community's relationship with MPI remains an overarching challenge.

Shifts in Priorities & Strategy Changes:

With the heavy lifting of drafting the Strategic and Contingency Plans largely complete by March, the committee has shifted its focus to addressing more immediate, day-to-day resident concerns. They have now moved on to creating survey questions specifically targeting traffic and speeding within the community.

Action Items by Month:

- January: No formal motions. Discussed options if access to Club facilities is lost.
- February: No formal motions. Submitted the 5-year Strategic Plan to the Board in draft form.
- March: Informal recommendation that the Board officially adopt the Strategic Plan.
- April: Began drafting new survey topics regarding community traffic.

4 reports submitted, of 5 year to date





CURB DROP



- EDITOR





Welcome to **The Potting Bench**, a new monthly feature in which we'll be examining landscaping choices featuring native and adaptive plant options for hardiness, structure, privacy, maintenance, and color. Here are some of the popular choices we'll show off in upcoming issues of TMN:

1. The Workhorse Shrubs (Hedges & Privacy)

- **Korean Spice Viburnum** (*Viburnum carlesii*): A hydrangea *dead ringer*, but a less thirsty, wonderfully fragrant, compact blooming, *fruit-bearing* standalone or shrub. **Follows on the next page, the first 'Potting Bench' feature!**
- **Sweet Viburnum** (*Viburnum odoratissimum*): A very popular fast-growing screen with large, glossy green leaves and highly fragrant spring blossoms.
- **Cleyera** (*Ternstroemia gymnanthera*): Prized for its striking, bronze-red new growth that matures into a deep, glossy green. It has an upright habit and is highly disease-resistant.

2. Colorful Flowering Shrubs

- **Camellia** (*Camellia japonica/sasanqua*): A true Southern staple. They thrive in North Florida's filtered shade and bloom late autumn through winter when most other landscape plants are dormant.
- **Azaleas** (*Rhododendron*): Known for exploding with vibrant, colorful blooms every spring. They prefer slightly acidic, well-drained soil and dappled shade.
- **Loropetalum** (*Loropetalum chinense*): Also known as Chinese Fringe Flower, this shrub offers rich, burgundy-purple foliage all year and wispy pink flowers.
- **Oakleaf Hydrangea** (*Hydrangea quercifolia*): Native to the Southeast, these shrubs provide four-season interest with massive white summer blooms

that age to pink, and deeply lobed, oak-like leaves that turn bronze in fall.

3. Florida Native Wildlife Attractors (and some *great* common names!)

- **American Beautyberry** (*Callicarpa americana*): An easy-to-grow deciduous shrub famous for producing stunning, dense clusters of bright purple berries along its stems in the autumn.
- **Firebush** (*Hamelia patens*): A fast-growing tropical-looking shrub that produces fiery red-orange tubular flowers from spring through first frost. It is exceptionally drought-tolerant and a magnet for hummingbirds and butterflies.
- **Wax Myrtle** (*Myrica cerifera*): A highly adaptable, fast-growing native shrub that thrives in sandy Florida soil. It produces fragrant leaves and small blue-gray berries utilized by local birds.

4. Fragrant Accents

- **Gardenia** (*Gardenia jasminoides*): Iconic evergreen shrubs adored for their intense, sweet fragrance and creamy white double blossoms. They prefer acidic soil and full sun to part shade.
- **Star/Confederate Jasmine** (*Trachelospermum jasminoides*): Often used as a sprawling shrub, groundcover, or climbing vine. It provides deep green foliage and blankets the landscape in small, intensely scented white flowers during the spring and summer. For a deeper dive into regional planting guides, specific soil pH requirements, or cold-hardiness by your exact zip code in the Green Cove Springs area, consult the UF/IFAS Gardening Solutions database.

Beginning with this issue, we will report on one of these landscaping options, the **Korean Spice Viburnum**, which follows on the next pages.

- STORY, PHOTOS: EDITOR





The Potting Bench



STEP ASIDE, HYDRANGEA - THERE'S A NEW SHRUB IN TOWN

Step aside, Hydrangea. Well, at least make a little room. Folks are discovering a less-thirsty, more compact blooming, much more fragrant, wonderfully capable standalone or hedge, one that also bears fruit, making it a hit with the birds. It's actually a Viburnum, and if you haven't given it a proper look yet, here's a peek.

Specifically, we're talking about the Korean spice viburnum (*Viburnum carlesii*), a shrub that's quietly winning over gardeners who've grown a little tired of babying their hydrangeas through brutal summers. Where hydrangeas tend to sulk, wilt, and throw fits when the heat cranks up, viburnum keeps its composure. The flowers, clusters of small, rounded blooms in white to soft pink, carry a spicy-sweet fragrance that'll stop you in your tracks every time you walk past. And when the blooms give way to small berries in late summer and fall, the birds show up like they've been waiting all season. It's that kind of plant: generous, low-drama, high-reward.

A Perfect Fit for Magnolia Point
Here in northeast Florida, we're gardening in a mixed

bag of conditions. We're in USDA hardiness zone 9a, which means mild winters (mostly), long hot summers, and humidity that rarely takes a vacation. The good news is that Korean spice viburnum handles this better than you might expect for a shrub with "Korean spice" in its name.

Our soils are another story. Northeast Florida is notorious for its sandy, fast-draining soils that hold nutrients about as well as a colander holds water. Viburnum is adaptable and can handle sandy, clay, or loam conditions, but it performs best in neutral to slightly acidic soil, with a pH between 5.5 and 7.0. If you're not sure where your soil falls, a test kit from your local garden center will tell you.

Viburnum doesn't want to sit in standing water. (Or, that old gardener's saw, 'They don't like wet feet'...I love that!) A few inches of pine straw or wood chip mulch spread around the base of the shrub (but kept a few inches away from the stem) will do wonders for moisture retention and keeping soil temperatures more stable through summer.

Light and Placement

Korean spice viburnums are quite flexible about light. Full sun will give you the most flowers, but they

Continued





can do well in our 'hood, where we can usually find a Goldilocks spot with AM sun and PM shade. This is the plant's sweet spot:

enough light for good blooming without the stress of baking in the western sun through August.

They top out at around 4 to 8 feet tall and wide depending on the variety, making them excellent candidates for a mixed border, a privacy hedge, or a striking standalone focal point near an entryway or patio where you can enjoy that fragrance up close.

First-Year Care: Setting Down Roots

When you plant your viburnum, spring or fall are the ideal times in our area and

keep it consistently watered through that first year! A deep watering two to three times a week during dry spells is a good rule of thumb. Keep the root zone moist, not soggy, so check the soil a few inches down before you water again. *No wet feet!*

Watering and Feeding Once Established

Viburnum is a low-maintenance, drought resistant shrub. But that doesn't mean "ignore it completely" as we know from recent experience. During periods of extended dry weather, giving it a good deep soak every week or two will keep it looking its best.

For feeding, a slow-release granular fertilizer for shrubs or acid-loving plants (look for one with a balanced nitrogen-forward ratio) applied once in early spring is typically all it needs. Work lightly into the soil around the drip line and water in well.

Cold Weather

This is where things get interesting for northeast Florida gardeners. Korean spice viburnum is hardy

down to about 0°F (zone 5), so it will easily survive a typical Jacksonville winter. Viburnum may drop some or most of its leaves in a cold winter. Don't panic, it almost always 'leaves-out' enthusiastically in spring.

Pruning

Unlike hydrangeas, which require care when pruning, (bloom on old wood? new wood? it depends on the type!), not viburnum. Prune only if you need to shape it or remove any dead or diseased branches. That's early summer, right after flowering, so you don't cut off next year's buds. If you need to do a size reduction, do your hard pruning in late spring; it's a forgiving shrub.

Where to Find Yours

Korean spice viburnum is becoming easier to source, though your local independent garden center may need to order it if it's not on the shelf. Online, you can find reliable selections through Fast Growing Trees, Nature Hills Nursery, or even Amazon. Look for these standout compact varieties:

Viburnum carlesii (featured) - beloved for its large rounded compact clusters of intensely fragrant flowers. Hardy standalone or hedge.

Aurora - known for large, tubular pink flowers with exceptional fragrance; a real showstopper.

Sugar n Spice - stays around 6 feet tall, offers deep wine-colored fall foliage for extra seasonal interest.

Compactum - a tidy 4-foot shrub that's ideal for smaller spaces or container planting.

Diana - features rosy red buds that open to white flowers, adding a lovely two-toned effect as the blooms mature.

However you plant it, however you use it: hedge, specimen, or patio container, Korean spice viburnum rewards you, asking for very little in return. That's the kind of plant our Magnolia gardens need more of!

- STORY, PHOTOS: EDITOR



TOOL TALK



One big 'ol palm...one minute later

Got a minute? You can channel your inner Superhero *and* get that *Sabal palm* under control with one of those 'electric pruning shears' you've been eyeing online. A better rechargeable tool I've not come across in a very long time. And line up all your trimming projects, because you'll power through them in no time! All the 'chore' will be in *picking up the debris* as you cut a swath through the undergrowth. And don't expect to be swapping out

batteries in the middle of a job: either one (and they give you two with this version of the tool), will power you through all the nip-and-tucking you care to line up for a morning's trim. In the example above (yes, that was *one minute's work!*), less than 3% of battery was used. And there's a handy little live display showing 'cutting counts' (*why not?*) and battery levels, a welcome addition to any rechargeable tool! If the Spanish settlers had a few cases of these, Florida I-95 would have been opened a few hundred years sooner!

One hint of a quality tool 'incoming' is when you come across the *whetstone* included in the handy carrying case. That suggests a manufacturer that respects not only the tool, but *you*, too. That, and the fact that a *spare set of cutting blades*, means you'll be nipping away for a long, long time.

Another big plus: the tool balances perfectly in the hand, and is easy to get in and out of tight places. It cuts 'thick' and it cuts 'thin', so you're moving quickly through a bush, let's say, of varying limbs with a single tool. The motor **never** labors: the miracle of a tuned up, brushless motor.



Intelligent, adjustable jaws! **Tool Tip:** unlike manual loppers, the 'smart' jaws make it possible to 'bite' *into* the radius on, say, the base of a palm frond too wide for the jaws to fit over(!) You can nip your way around the base and make quick work of that frond. This tool is a power trip! Just be sure to mind your fingers and toes! And for about \$10 more, one of these chain mail gloves is a good idea.....



- STORY, PHOTOS: EDITOR



Call today about
Property Management!



WE ALSO OFFER PROFESSIONAL PROPERTY
MANAGEMENT THROUGH OUR REAL ESTATE OFFICE
LOCATED RIGHT HERE IN THE NEIGHBORHOOD



3726 Glynn Cottage Ct
UNDER CONTRACT



223 Elmore St
\$355,000



1610 Rivers Rd
\$575,000



1871 Ontario Ct
\$250,000



3568 Olympic Dr
JUST SOLD




0 Gator Bay Rd
\$115,000



1856 Colonial Dr
\$749,000



283 Estates Dr
\$700,000



3212 Thunder Rd
\$1,050,000

3616 MAGNOLIA POINT BLVD.
(904)284-4653
www.sellingclayandbeyond.com



@ExitMagnoliaPointRealty



@Exit_MPR





Mailboxes. Saloon 17. Green Cove Springs.



"My shrink says I need to stop defining myself by the things I've stolen."





THE FARMERS MARKET

PRODUCE + PROVISIONS

thefarmersmarketproduce.com

- Fresh local fruits and vegetables
- Large Brown Eggs - \$1.99 per Dozen
- *The French Pantry* breads
- Amish Jams, Salsa, Relish, and Rubs

Open 7 Days A Week!

\$1 Off Any Honey Purchase in June

www.TheFarmersMarketProduce.com
1100 Idlewild Avenue, Green Cove Springs, FL 32043



One Free Topping with Any Purchase

Valid at the Green Cove Springs location through April 30, 2026.



1100 Idlewild Avenue
Green Cove Springs, FL 32043



Insurance Agency

Medicare | Health | Life | Annuities



Priscilla Sparrow

Licensed Agent

(904) 327-1904

priscilla@prinsuranceagency.com

prinsuranceagency.com

Licensed in Florida, Alabama, and Georgia

Protecting Families, Building Legacies

In-person, virtual, and mobile appointments available for your convenience.



LADIES 9 LEAGUE



- DIANNE DEARTH

2025-2026 CHAMPIONSHIP RESULTS

The Ladies 9 League 2025-2026 Championship was completed over a two-day period. We had 12 players signed up to play the Front Nine on 4/17/26. We had 12 players signed up to play the Back Nine on 4/23/26, for a total of an 18-hole championship. Results:

The Championship **Winner** went to **Deb Elsea** with a Gross score of **100!**
Sandy Waldrup won **Low Net** with a Net score of **72!**
Congratulations ladies for a job well done!



Deb



Sandy

THE LEAGUE'S LAST GAME

The Ladies 9 League after 32 years is going from a formal league to an "Organized Group". Play will continue on Thursdays for anyone who would like to sign-up and play. No annual membership dues, just lots of fun! Come play a round! We will be playing a different game from our Play Day List every week! We usually have lunch together afterwards.

We honor all the Magnolia Ladies 9 League players that have gone before us, who have played with us this year and over the many years. Many memories of some great golfing are memorialized on the 9 Hole Ladies Champions plaque in the Pro Shop. Stop by and take a look. Thirty-two names (some more than once or twice) are honored there. We thank all league ladies that have a love for golf, for each other as golfers and who always look forward to their next game! Only Fairways and Greens Ladies!



Preserve Your Precious Memories!!



Home Movie & Slide Digital Transfer
Videotape Digital Transfer (VHS, 8mm, Mini-DV Tapes)
Video Production & Editing
Photo Video Keepsakes

We're local and we serve this area!
Call Today 904-736-6794

Mention this ad for 20% off!

homevideostudio.com/gcs

Find us on Facebook:

Home Video Studio Green Cove Springs



Physical & Occupational Therapy Specialists

Individualized One-on-One Patient Care

Outpatient Orthopedics - Pre/Post-Operative Care • Joint Pain, & Weakness
Pelvic Rehabilitation: Pelvic Pain, Incontinence, Pelvic Prolapse & Peri-Partum Care
Vertigo/Balance Training • Fall Prevention • TMD, Headaches & Jaw Pain
Lymphedema Treatment • Youth Performance Training & Injury Prevention
Golf Performance Assessment • Massage Therapy



Medicare • Tricare • VA Community Health • Most Commercial Insurances
Competitive Cash Pay Rates




www.summitspecialists.com

904-644-7722 • 2219 County Rd 220 Suite 304 Middleburg, FL 32068

904-531-5500 • 1305 N Orange Ave Suite 118 Green Cove Springs, FL 32043

904-592-1036 • 2140 Kingsley Ave, Unit 11 Orange Park, FL 32073





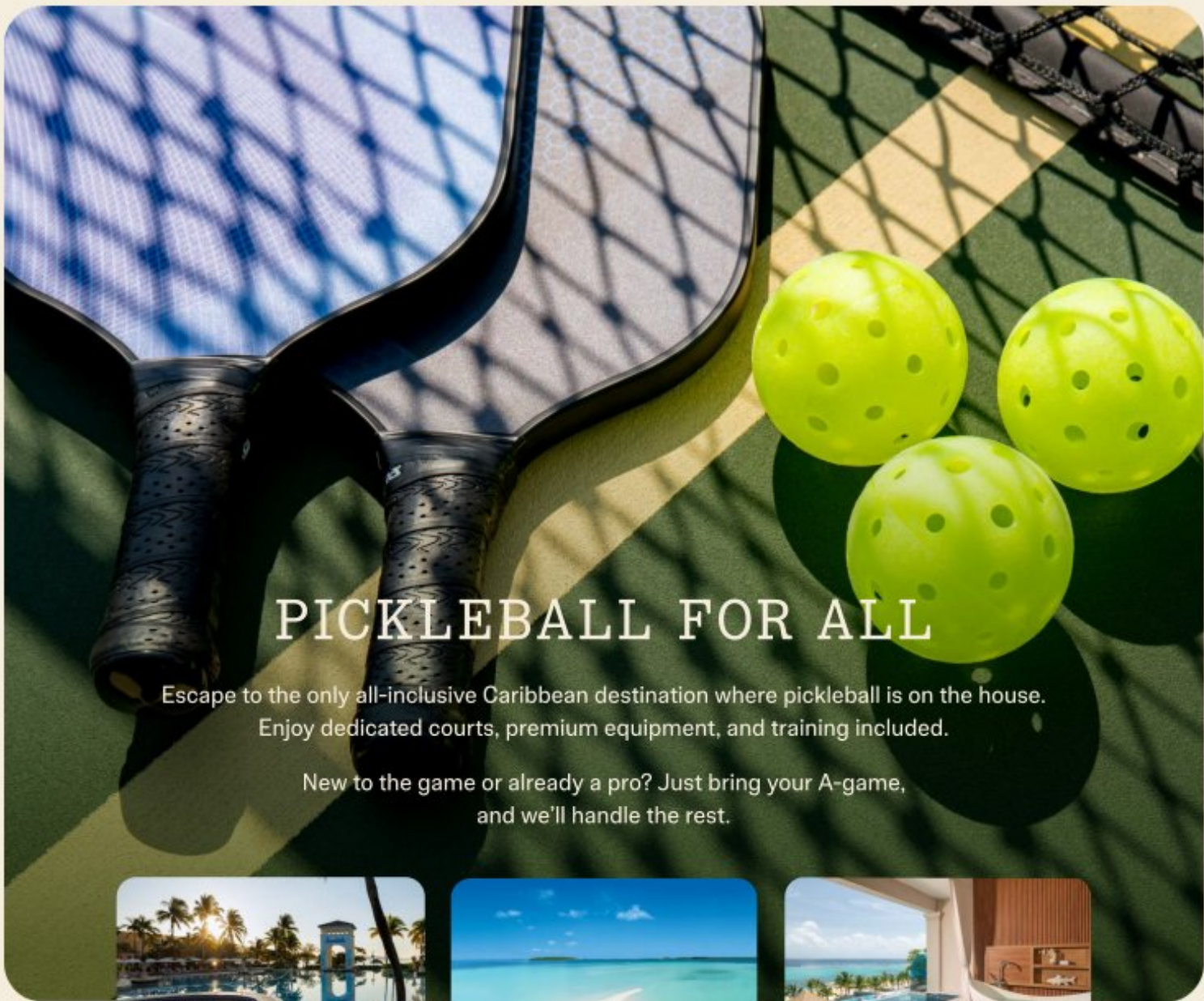
“The carts got faster right around the time everyone stopped looking at where they were going.”

‘TOONS



“They come in pairs. This one is the comedian.”





PICKLEBALL FOR ALL

Escape to the only all-inclusive Caribbean destination where pickleball is on the house. Enjoy dedicated courts, premium equipment, and training included.

New to the game or already a pro? Just bring your A-game, and we'll handle the rest.



Sandals South Coast | Sandals Montego Bay | Sandals Royal Bahamian
Sandals Royal Curaçao | Sandals Saint Vincent and The Grenadines | Beaches Turks and Caicos

HYBRID COURTS AT:

Sandals Halycon Beach | Sandals Grande Antigua | Beaches Negril

BOOK NOW, CONTACT YOUR TRAVEL ADVISOR

Dream Vacations

Jenny Hartwig 904-219-2770
jhartwig@dreamvacations.com

Sandals Beaches

For important terms and conditions, please visit sandals.com/disclaimers/8710. Sandals® and Beaches® are registered trademarks. Unique Vacations, Inc. is an affiliate of Unique Travel Corp., the worldwide representative of Sandals and Beaches Resorts. 8710/0525





POND VIEWS



- EDITOR



GOOD 2 GO

MAGNOLIA • HOMEGROWN • RECIPES

Like many of you, I have cherished Bill and Marcia Blackwell's culinary adventures in *The Traveling Fork* over the years. From Bill's Blue Ribbon Texas Cornbread to Marcia's Blueberry Almond Pound Cake, they have given us countless reasons to gather around the table. As the Blackwells hang up their aprons for a well-deserved sabbatical, we are continuing **Good 2 Go**. This column is dedicated to bringing you quick, nutritious meals with a distinct Southern flair, because even when we are short on time, we still deserve honest-to-goodness good food.



Grilled Shrimp Variant

For those growing up in the South, succotash was a staple of the summer table, but traditional recipes often rely on heavy bacon fat and hours of simmering. Today, we are making a 15-minute, highly nutritious version. We are pairing vibrant, fresh vegetables with quick-seared Gulf shrimp, a nod to Florida's native fisheries. This recipe comes compliments of Big John, the legendary Shipwright-in-Residence at Red Bay Marina here in Green Cove for years, and the dish is still a favorite among his fellow live aboards there.

The 'Good 2 Go' Fast Fact: *Shrimp cooks in just minutes and is packed with lean protein. Swapping traditional lima beans for edamame adds a quick, crisp crunch and an extra boost of fiber and nutrients! If you're tempted to substitute generic supermarket shrimp of unknown origin, please don't bother, **this recipe demands Mayport shrimp only** (available all year here); or, at least confirm the origins of 'Fresh Caught Florida Shrimp' ONLY!*

'QUICK SHRIMP' (MAYPORT SUCCOTASH)

INGREDIENTS

- 1 lb. large Mayport shrimp, peeled and deveined
- 1 tbsp olive oil (I recommend plain olive oil rather than extra virgin for the skillet, just as Bill learned from the Viking Head Chef!)

Continued



2 cups fresh or frozen sweet corn
1 cup shelled edamame (or traditional butter beans)
1 cup cherry tomatoes, halved
1 medium red onion, finely chopped
2 cloves garlic, minced
1 tbsp fresh lemon or lime juice
1 pinch of cayenne pepper (adjust if you like it hot!)
Salt and black pepper to taste

Grilled Shrimp Variant

1. Thread your peeled Gulf shrimp onto skewers 'edgewise'.
2. Lightly brush with olive oil, season, and grill for 2–3 minutes per side until pink and opaque.
3. Slide off skewers right on top of your warm succotash; finish with a drizzle of bright Chimichurri sauce for an unforgettable extra twist!



DIRECTIONS Heat the olive oil in a large skillet over medium-high heat. Add the shrimp to the hot pan and cook until they just turn pink and curl at the edges, about 2 to 3 minutes per side. Use a slotted spoon to remove the shrimp and set them aside on a plate.

In the same skillet, add the chopped red onion, sweet corn, and edamame. Sauté the vegetables until they are tender and the corn begins to brown slightly in spots. Stir in the minced garlic, cherry tomatoes, and your cayenne pepper, cooking just until the tomatoes begin to soften and release their juices. Return the cooked shrimp to the skillet to warm through. Drizzle the fresh lemon or lime juice over the top and toss the entire mixture until well combined. Adjust your salt and black pepper to your own preferred taste. Serve immediately in warm bowls for a light, colorful, and comforting Southern meal that won't keep you tied to the stove.



RECIPE, PHOTOS: EDITOR



MIX *magic* COASTAL COOLER

2 oz Tequila
1 oz Fresh Lime Juice
1 oz Grapefruit Juice*
½ oz Simple Syrup
2 to 3 oz Cold Ginger Beer
Garnish: Lime wheel and a fresh jalapeño slice

**Statin users: try pineapple juice + a little bitters*

- In a cocktail shaker filled with ice, combine the tequila, fresh lime juice, grapefruit juice, and simple syrup.
- Shake vigorously for 10-15 seconds until well-chilled.
- Strain the mixture into a highball glass filled with fresh ice cubes.
- Top the glass with the cold ginger beer, stirring gently to maintain the effervescence.
- Garnish the rim with a lime wheel and place a jalapeño slice on top for an unexpected touch of Southern heat.



This bright, citrusy cocktail is custom-designed to pair seamlessly with the new **"Good 2 Go"** column's **'Quick Shrimp'** Succotash. The tequila provides a smooth foundation, while the tart lime and grapefruit notes cut beautifully through the succotash's olive oil, complementing the fresh cherry tomatoes and sweet corn. The ginger beer provides a zesty, lively effervescence that keeps the pairing fresh rather than heavy. Finally, the jalapeño garnish echoes the pinch of cayenne pepper in the succotash, matching its subtly spicy kick.

RECIPE, PHOTOS: EDITOR





POND VIEWS II



- EDITOR



Playing Through

- CHRISTIAN SMITH

SPRING EQUIPMENT REVIEW: WOODS & IRONS

Last month, in the first article of this equipment series, we talked about golf balls, how they're constructed, what they're designed to do, and how to pick one that fits your game rather than just your budget or what you see on TV.

This month, I want to move into the clubs themselves, specifically woods and irons. I'm not going to get into brand comparisons or the newest release versus last year's model. Our Head Pro can do that far better than I can. What I want to focus on instead is how these clubs are designed, and what that means for your game.

Irons – More Help Than Most Players Realize

One of the biggest differences in irons is the category they fall into—typically something along the lines of blades, game improvement irons, or something in between.

Game improvement irons typically have larger clubheads with a thicker top line (top of the clubhead as you look down), are usually cavity backed, and are usually cast, and have a harder feel than forged irons which are hammered from a single billet of metal. They tend to have a lower center of gravity which helps to get the ball in the air more easily, and enhanced perimeter weighting to counteract strikes that are off center, which straightens out the flight. These are best for beginners and higher handicap players.

The 'in-between' irons will usually have a little bit smaller clubhead, have a cavity or 'muscle' back, and come in cast or forged varieties depending on the head design. They usually have a lower center of gravity weighting to get the ball in the air. They provide more forgiveness than traditional blade irons while providing more ability to shape shots high and low and left or right. They are mostly mid played by low handicap players.



Traditional blades are forged irons with small heads, no cavity or muscle back, and have a thinner top line of the club. There is very little perimeter weighting and the center of gravity is higher to produce more penetrating lower ball flights. These irons also provide the most intense feedback on your strike because off-center hits can be felt and the ball will curve offline more. These are designed for low handicap players, and folks who make a living playing the game.

Hybrids have also become more popular and are seen even in the bags of Tour Professionals. The longer irons, usually 3-6, are often a cavity or muscle back and then the short irons down to the wedges are blades. This provides more forgiveness in the harder to hit long irons, and the precision required in the shorter irons.

- Game improvement irons make the game easier and are more forgiving
- 'In-Between' cavity & muscle backs provide more forgiveness and still some workability
- Blades, or players irons provide more control and workability, but are harder to hit

Continued



Playing Through



Woods – Same Idea, Different Scale

Modern woods are designed for forgiveness and launch, with weight distributed around the clubhead to reduce twisting (what's called MOI) and help keep shots straighter even when you miss the center. Almost all brands now allow adjustment of the loft and lie of the club. They come with a wrench to detach the clubhead from the shaft and then you can pick the setting you want. For lofts, you can usually adjust up to 3 degrees, 2 on some models. The lie of the club can then be set to more of an open or closed position. So for someone that slices the ball, they could set the face angle to be closed to help straighten out the ball flight. These settings can also be useful based on course and weather conditions.

The new drivers and fairway woods also have adjustable perimeter weighting, center of gravity, and MOI. Center of gravity affects trajectory,

perimeter weighting helps correct off-center hits; MOI reduces twisting of the face when struck off center.

A Word on Weight

Total weight is how heavy the club is. Swing weight is how heavy the club feels during the swing. You can have two clubs that weigh the same but feel completely different depending on how that weight is distributed. Think of holding a hammer: if you hold it at the end, it feels heavier than if you choke up. That difference is swing weight.

The combination of head, shaft, and grip weight all play a role in this. Shafts come in varying degrees of grams (60-120) is the primary range, and also different flexes (Senior, Regular, Stiff, X-Stiff, etc.). As a rule, the faster you swing, the heavier and stiffer the shaft you want. But not too much! *Too* stiff or heavy, and it will feel like you're swinging a telephone pole! For instance, I bought a new set about a year ago, but the shafts were 120 gram which was just too heavy for me. It felt laborious to swing the club, so I swapped out the iron shafts with 85 grams and they are much more comfortable to swing.

Another thing to consider is the type of shaft you use. Steel shafts tend to have a more rigid feel that travels through your hands, wrists, elbows, and arms on mishits. Graphite shafts have improved, making them much more consistent and less "whippy" feeling. They also reduce a lot of the vibration you feel at impact. I switched to graphite shafts in my irons about six months ago, and my tendinitis thanks me!

Clubs are designed with a purpose, but proper fit is essential. It's worth it to go for a fitting at one of the golf retail stores and just get basic numbers for your swing speed, ball speed, and distances. There's equipment out there that will help you get the ball airborne, keep it in play, and will feel comfortable in play!

See you on the course!
- Christian



MOON OVER #3



GOLF CART SKID MARKS

A FIELD GUIDE TO POOR DECISIONS

GOLF CARTS DON'T HAVE HORSEPOWER. THEY HAVE HOPE AND A PRAYER. HERE ARE THE SKID MARKS THAT PROVE IT.

MAGNOLIA POINT
Golf and Country Club

1 DOWNTOWN SKIDS

MAIN STREET VIBES. SMALL TOWN RULES. ZERO RUSH.

THE PARKING JOB



Nailed the spot. Overshot the vibe.

THE CROSSWALK CUT



Why wait for the walk signal when you can just leave a mark?

THE TURN & BURN



Yield sign? More like "yield... eventually."

THE SUDDEN STOP



Saw somebody you know. Decided brakes were the answer.

2 CART PATH SKIDS

BUILT FOR SMOOTH RIDES, NOT FOR BURNT RUBBER.

THE HARD BRAKE



Braked late for the turn... or the clubhouse happy hour.

THE SLIDE THROUGH



Cornered a little hot. Passengers may have squealed.

THE STOP & CHAT



Pulled over for a quick story that turned into 20 minutes.

THE WHOOPS



Thought the path was wider. It wasn't.

3 PARKING LOT SKIDS

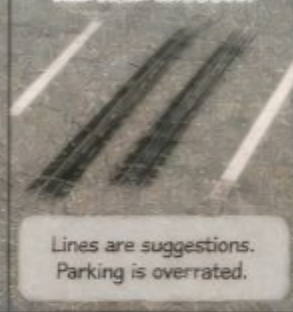
WHERE SPACESHIPS (AND GOLF CARTS) DO DOUGHNUTS.

THE VICTORY DONUT



Just sunk a 40-footer. Naturally.

THE LINE CROSSER



Lines are suggestions. Parking is overrated.

THE BACK-UP BURN



Backed up a little too enthusiastically.

THE "THAT'LL DO"



Close enough. Ding doesn't count if you didn't feel it.

4 PRIVATE ROAD SKIDS

BUCKLE UP. THE ROAD TO THE CLUB IS FULL OF ADVENTURE.

THE TAKE-OFF



Downhill + open road = pressing the imaginary accelerator.

THE HAIRPIN HOPE



Cut the corner. Regretted it. Skid marks remain.

THE YIKES STOP



Deer! Dog! Neighbor! Pick your reason.

THE "SCENIC ROUTE"



Enjoyed the view a little too much.



REMEMBER!

TRACTION IS TEMPORARY. SKID MARKS ARE FOREVER.

DRIVE SMOOTH. ARRIVE IN STYLE. LEAVE NO EVIDENCE. (OK, MAYBE A LITTLE.)

BE COOL. DON'T LEAVE A MARK... EXCEPT ON THE SCORECARD!

FULL SERVICE LAWN CARE



Lawn Maintenance • Landscape Enhancements • Pressure Washing Gutter Cleanout • Notary Services AND MUCH MORE!

lawnservicenearmellc.com

Military Discount: 10%



LAWN SERVICE NEAR ME, LLC

904-658-0602

Green Cove Springs

**ANN
HUCKABY**


Certified Senior Care

904-525-1950



**Over 10 Years Experience
Specialty: Dementia & Alzheimer's
Need a break? I can help.**





I AM JOE'S RECLINER

I hold all of it. Literally and otherwise.

My right armrest bears a permanent cupholder ring from a Yeti tumbler containing what Marge believes is "decaf after four." The left has a small channel worn smooth where Joe's thumb has scrolled through approximately 400,000 miles of streaming content. I have been present for every episode of every procedural crime drama currently available to a human being. I know who did it. It is always the charming one introduced in the second act.

Joe falls asleep in me with the confidence of a man who has never once admitted to falling asleep. The remote slides. The volume climbs. Marge appears in the doorway with an expression I have come to recognize as we are not doing this again tonight, Joseph. Joe's eyes open with the startled precision of a man who was absolutely awake. "Just resting my eyes," he says. He has said this 340 times. I have counted. I have nothing but time.

My reclining mechanism still works, though it sounds now like a small submarine preparing to dive. Joe finds this neither alarming nor funny. He has stopped hearing it entirely, the way you stop hearing traffic or a spouse making a reasonable point.

I have been appraised, during a brief Marie Kondo phase Marge does not discuss, at negative resale value. I sparked no joy in the assessor. I sparked significant conflict.

Yet, I am still here.

Joe sits down at 7:14 every evening with the sigh of a man returning from a very long war that was mostly indoors. He finds me exactly as he left me: loyal, warm, and completely non-judgmental about the thing with the cryptocurrency.

Some relationships are simply built to last.

*(‘I Am Joe’s Body’ was the popular health-info series in **Reader’s Digest**. Each month, a different body part was ‘interviewed’, with emphasis on proper care and healthy habits. We decided there are other items from our daily lives that deserve recognition as well!)*

I am
a La-Z-Boy

‘Pinnacle Series’ in Saddle Brown Microfiber, and I have been here longer than the marriage counselor's recommendation that Joe "find a hobby that gets him off the couch."

He found one. It was me.

I was purchased in 2005 from a furniture showroom in a strip mall between a Payless Shoes and a Quiznos, both of which are now gone. I alone remain. I have outlasted empires. I have outlasted Joe's lower lumbar disc, his ambitions as a watercolorist, and his brief, alarming interest in cryptocurrency, which he explained to me in detail during a CNBC marathon in the winter of 2021. I did not respond. I absorbed. This is what I do.

I am, technically, furniture. But I am also a relationship.

Joe and I have achieved what therapists call "secure attachment." He does not sit in me so much as merge with me. Over nineteen years, my cushions have conformed to his precise geometry, the slight leftward lean, the legacy of a 1987 softball injury he has described to approximately everyone he has ever met. I know the weight of him before a meal and after. I know the weight of him when the market is down. I know the heavier weight, the one that has no number, that settles into him sometimes on quiet Sunday afternoons when golf was rained out and the kids haven't called.

- STORY, GRAPHIC: EDITOR





CURB DROP II



- EDITOR



We would like to express our sincere appreciation to The Magnolia News advertisers who have provided \$800. in funds since February, allowing us to provide extra charitable gifts to some of our local schools.

At Clay High School, as part of the "boutique" program for both boys and girls, donations have been used recently for small food items, test fees, and graduation expenses for those students needing support with these issues.

The additional funds have enabled us to provide more small food reward cards for students making improved decisions in the school behavior programs at Green Cove Springs Junior High School, Bannerman Learning Center, and AMIkids.

At Charles E. Bennett Elementary School, funds were recently used to purchase school T-shirts for the 6th grade students to wear for school activities. The goal was to help them feel a unity with each other and with the behavioral standards established by the school.

Magnolia Point Womens' Club
Judy Sessions, Schools' Director

Please support our sponsors, whose every advertising dollar from every issue contribute directly to the health and welfare of our community through direct donation to the Magnolia Point Women's Club.

Ann Huckaby
Dream Vacations
EXIT Magnolia Point Realty
Farmer's Market
Home Video Studio
Lawn Service Near Me, LLC
Priscilla Sparrow
Summit Physical Therapy

And special thanks to our contributors, whose work each month makes TMN a great place to spend some time!





*Hi, I'm your neighbor, Kelly Weaver. I'm currently in the ensemble of the musical 'Young Frankenstein', opening June 5 at Orange Park Community Theatre. It's a spooky spoof of the Mel Brooks classic comedy. Being involved in shows is the best cure for just about **anything!** It keeps me young both mentally (learning songs & lines) and physically (did I mention I'm NOT a dancer?). I hope you'll make it an evening out and come enjoy our production! And I'll tell you a lot more **next month**, here in **The Magnolia News**.*



TICKET OFFICE: <https://www.opct.info/boxoffice>



